



SQR CENTREPOST UMBRELLA

Palazzo



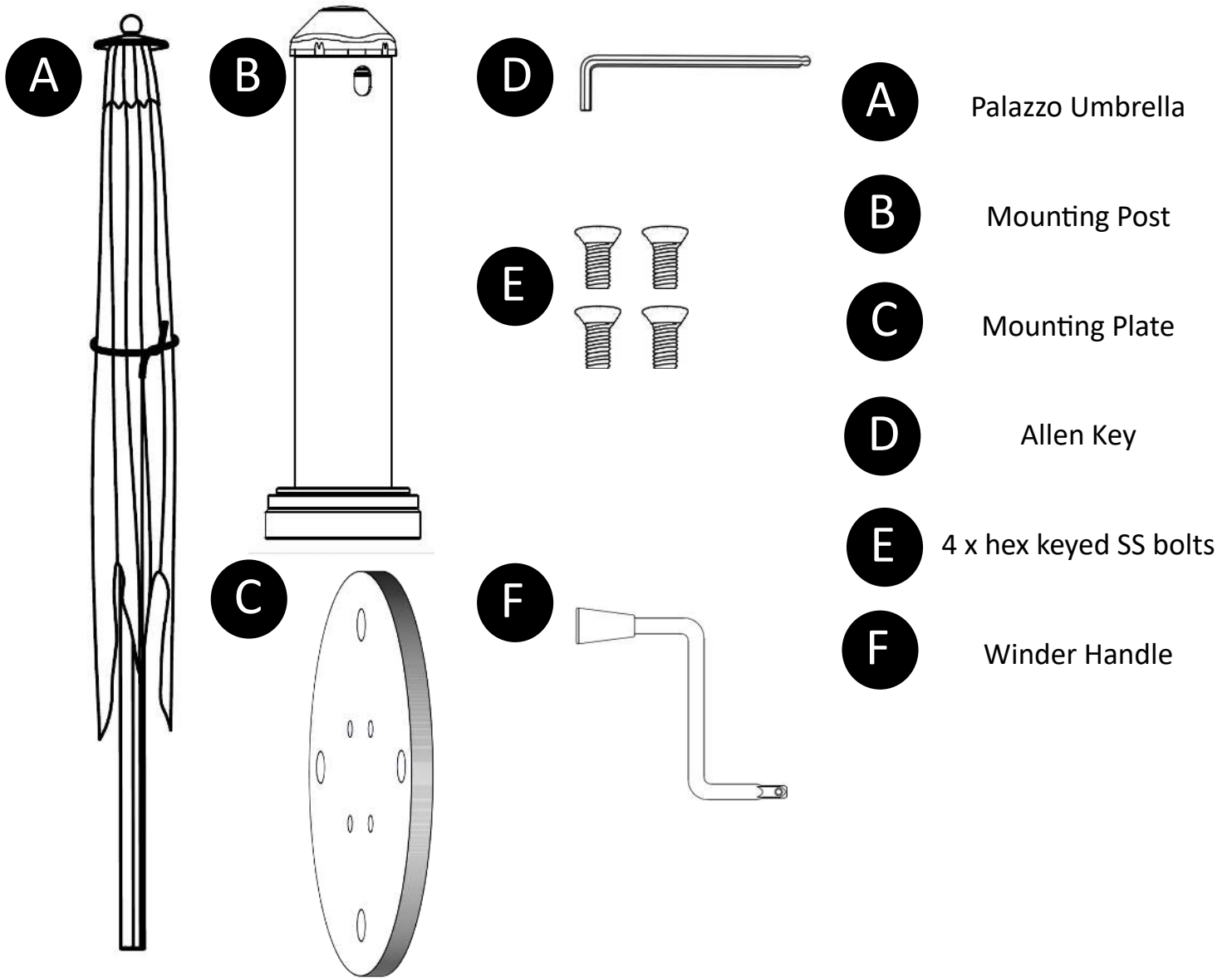
with D'Bravia 99% UVE canopy

Important Safety Information

This umbrella is not a permanent shade structure and must be lowered when unattended or in windy conditions. Excessive wind puts stress on the frame, which can cause damage to the umbrella and danger to people. This umbrella is not recommended for exposed environments such as high balconies or roof tops. Do not install on sloping or soft ground. Please carefully read the following instructions; if in doubt, consult a qualified trades-person. Only use recommended Shelta bases or anchoring systems.

To ensure a long life for your Cantilever umbrella:

- Close the umbrella and cover with the Protective Sleeve between uses.
- Store in a dry, shaded location if not used for long periods.
- The umbrella should be hosed regularly with fresh water if exposed to salt spray or pollution.
- Soiling of the canopy can be minimised by simply brushing off dirt before it becomes embedded in the fabric or spot cleaning soon after stains occur. Fabrics may be treated with a fabric protector such as

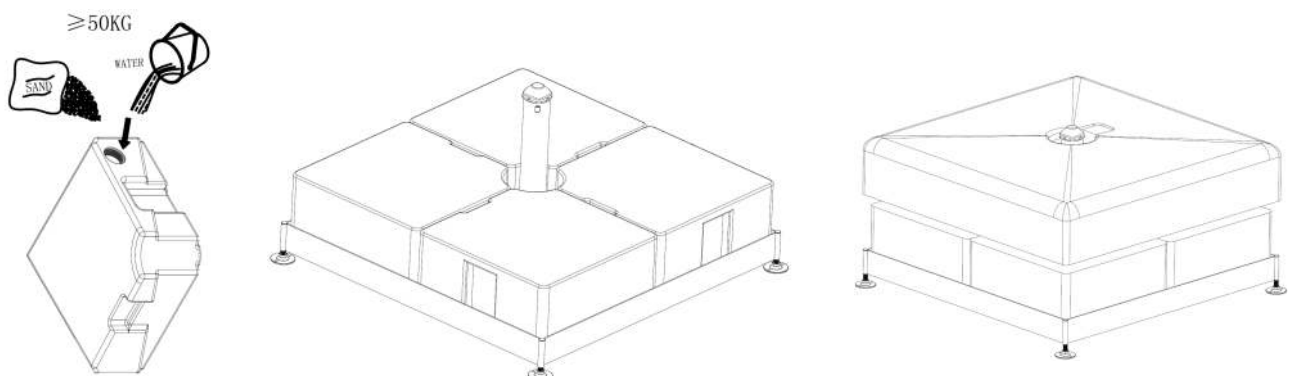


The Palazzo is best mounted onto a 100mm reinforced concrete slab with 4 x 10mm x 105mm Stainless steel bolts. These need to be purchased separately (not supplied).

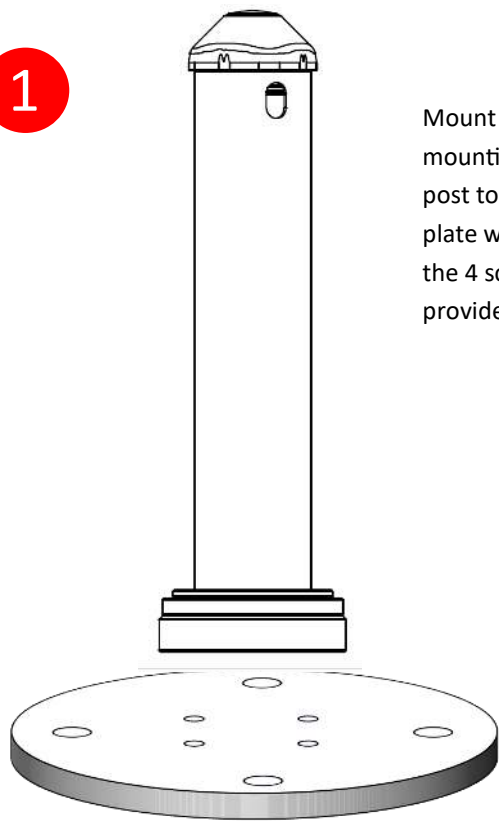
Alternatively a base can be purchased which makes the umbrella a temporary installation. It should be noted this is not Shelta's preferred method for installation and does not provide as much support as the bolt down method but it does allow the umbrella to be moved from location to location.

The Shelta product code BSPALAZ.WHT

Each container can be filled with a mix of sand and water to a total support base of 200KG, the cover then hides the ballasts containers.

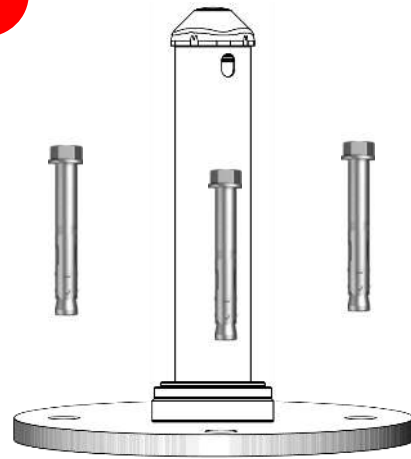


1



Mount the mounting post to the plate with the 4 screws provided


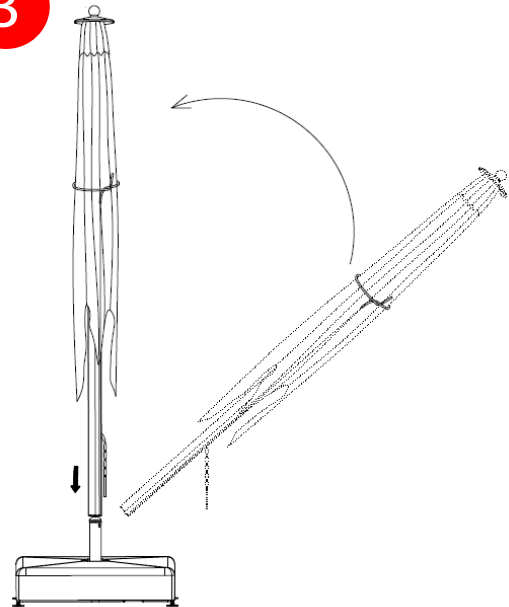
2



Follow instructions on the next page to mount the mounting post to the concrete slab

3

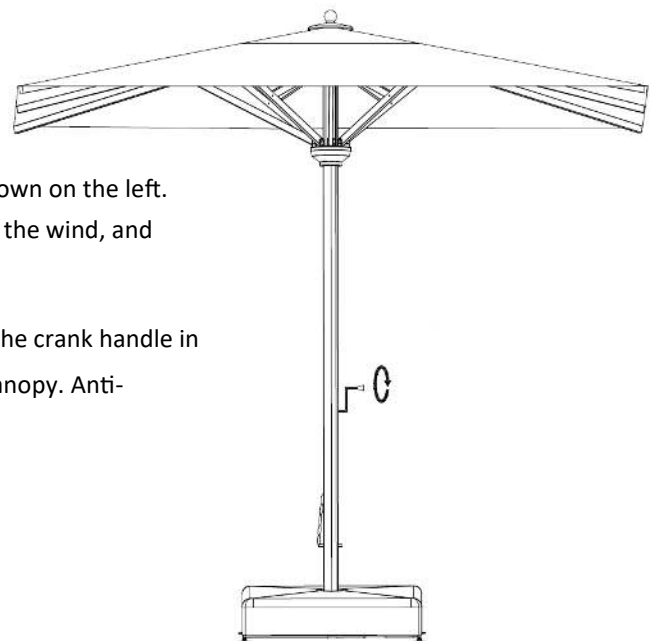
Two people are required to put the umbrella onto the mounting post

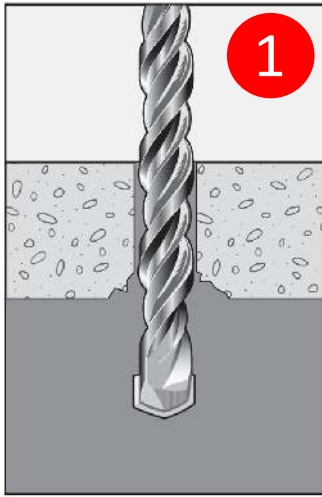


4

Put the locking pin into the mast as shown on the left. Not doing so will allow the umbrella to spin in the wind, and potentially lift off the mounting post

Wind the umbrella up. Turning the crank handle in a clockwise direction will raise the umbrella canopy. Anti-clockwise will lower the canopy

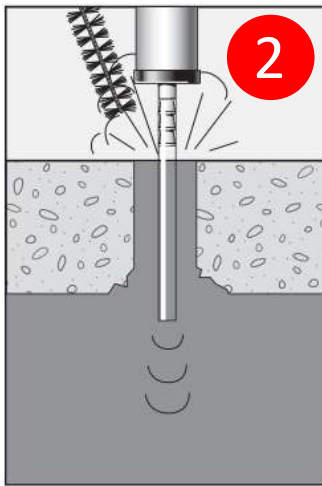




Drill hole to 100mm depth with a 10mm concrete drill bit.

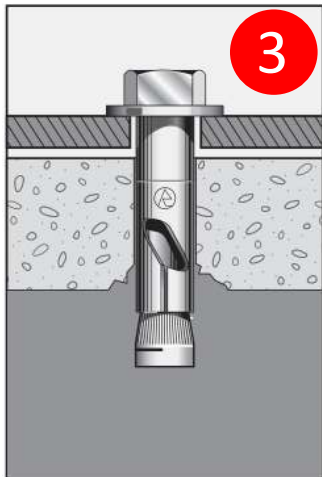
use the 10x105mm Stainless steel DynaBolt™ (DP10105HSS) Available at all good Hardware stores.

Note Stainless steel DynaBolt™ are 316 grade Stainless steel and are recommended when installing in the vicinity of chlorine or salt water pools.



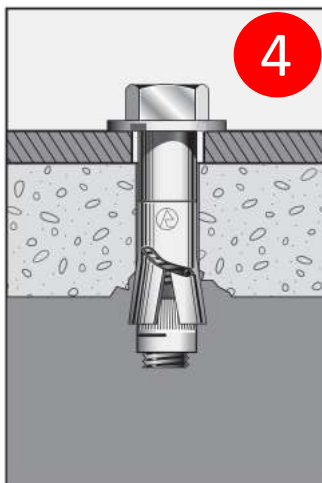
Clean thoroughly with brush.

Remove debris by way of vacuum or bike hand pump, compressed air etc.



After mounting the rotate bearing to the onground plate Insert DynaBolt™ Plus Anchor Hex Bolt through the onground plate and tap lightly with hammer until washer contacts fixture.

Before tightening, check for level. If the plate is not level galvanised or stainless steel washers can be used to level



Tighten DynaBolt™ Plus Anchor Hex Bolt

Assembly of the umbrella can take place immediately

It is important not to damage the coating on the bolt down plate. This could cause pre-mature damage. The plate should be regularly checked for signs of corrosion especially under the bolt mountings

Additional Instructions

1. **Protective Sleeve.** When not in use, tie the fabric band around the umbrella then slip the unzipped Protective Sleeve over the top of the umbrella.
2. **Safety. Never leave the umbrella unattended while open. Weather conditions can change without warning and strong gusts of wind may cause the umbrella to fall over or to break away from the mounting.**
3. **Sun Protection.** The fabric on this umbrella is rated at 99%UVE and provides excellent protection. However on high UV days there can be significant reflected sunlight from sources such as windows and water for which Shelta recommends the use of protective clothing and sunscreen.

Warranty

Shelta warrants the frame of this product against manufacturer's faults for a period of 2 years from the date of purchase. Shelta repairs or replaces at our option.

Warranty does not cover:

- Damage caused by inadequate installation or inappropriate use
- Wind or other accidental damage
- Damage to fabric cover
- Normal wear and tear
- Commercial use

Leaving the umbrella open in windy conditions voids the warranty.

Additional Information about this Warranty

In all cases the Shelta Warranty excludes normal wear and tear, wind damage, commercial use, use of unreasonable force, failure of reasonable care, failure of maintenance (as set out in detail below for each product), and incorrect assembly by the customer. The Shelta Warranty applies only to the original purchaser from the purchase date, and only covers (subject to the terms set out below) manufacturing faults or defects which occur in normal domestic use. Where a claim is made pursuant to the Shelta Warranty Shelta Australia will, at their discretion repair, refinish, replace, replace with a similar product or refund the product. Only the failed item will be replaced, not a complete setting. The Shelta Warranty period is not extended in the event of a replacement. In the event of a refund, it will be for wholesale price only. The balance of the retail price will be the responsibility of the retailer. In the event of a Shelta Warranty claim, please return the item to the store where purchased, with the original tax invoice. If the retailer cannot accept return of the product, please return to Shelta Australia at the address below. For residents outside Sydney, phone Shelta at the number below. Where the item is returned to Shelta Australia the purchaser must include the original tax invoice. The purchaser must also bear all costs associated with shipping the product to Shelta Australia and the return freight. The purchaser must also provide details of the problem with the product (such details must be sufficient for Shelta Australia to determine whether the Shelta Warranty applies).

Consumer Guarantees

Our goods come with guarantees that cannot be excluded under the Australian Consumer Law. You are entitled to a replacement or refund for a major failure and compensation for any other reasonably foreseeable loss or damage. You are also entitled to have the goods repaired or replaced if the goods fail to be of acceptable quality and the failure does not amount to a major failure.

Such guarantees may include the right to a remedy from Shelta Australia if our products are not of an acceptable quality or do not match any demonstration model or sample (as those terms are defined in the Competition and Consumer Act 2010 (Cth) (CCA).

Shelta Australia will not be liable for any act, default, omission or representation made by any person other than our employees, alterations made to the product not performed by us, damage or defects due to unusual or non-recommended use, or damage or loss caused by any factors beyond our control.

Shelta Australia's total liability in respect of a claim by a consumer under the CCA for a minor problem (as defined in the CCA) with a product is limited, at our option to, providing the consumer with a refund, replacement product or repairing the product.

Subject to the above paragraphs, all express or implied representations, conditions, statutory guarantees, warranties and provisions (whether based on statute, common law or otherwise), relating to this warranty, that are not contained in it, are excluded to the fullest extent permitted by law.

Nothing in this warranty excludes, restricts or modifies any condition, warranty, statutory guarantee, right or remedy, implied or imposed by common law, statute or regulation, which cannot be lawfully excluded, restricted or modified.

Shelta Australia ©2016

ABN 12 602 964 278

PO Box 6540, Blacktown BC, NSW 2148 AUSTRALIA

Phone 61 2 8863 0400 Email admin@shelta.com.au

Made in China

